



International size reference: D

ELECTRICAL CHARACTERISTICS

(typical values for cells stored for one year or less, at 25°C)

Nominal capacity 19.0Ah

(At 2.0 mA, +25°C, 2.0V cut off. The capacity restored by the cell varies according to current drain, temperature and cut off voltage.)

Nominal voltage 3.6V

Maximum recommended continuous current 230mA

(To get 50% of the nominal capacity at +25°C with 2.0V cut off. Higher currents possible, consult EVE.)

Pulse capability: Typically up to 400 mA (400mA/0.1 second pulses, drained every 2 min at 25°C from undischarged cells with 10µA base current, yield voltage readings above 3.0 V. The readings may vary according to the pulse characteristics, the temperature, and the cell's previous history. Fitting cell with a capacitor may be recommended in severe conditions. consult EVE.)

Storage (recommended) 30°C max
(for more severe condition consult EVE)

Operating temperature range -60°C / +85°C

(Operation at temperature different from ambient may lead to reduced capacity and lower voltage plateau readings.)

Typical weight 100g

ER34615

Lithium-thionyl Chloride
(Li-SOCl₂) Battery

KEY FEATURES

- ✓ High and stable operating voltage
- ✓ High minimum voltage during pulsing
- ✓ Low self discharge rate (less than 1% after 1 year of storage at +25°C)
- ✓ Stainless steel container
- ✓ Hermetic glass-to-metal sealing
- ✓ Non-flammable electrolyte
- ✓ Restricted for transport(class9)
- ✓ Compliant with IEC 86-4 safety standard and EN 50020 intrinsic safety
- UL Underwriters Laboratories (UL) Component Recognition (File Number MH28717)

MAIN APPLICATIONS

- ✓ Utility metering
- ✓ Alarms and security devices
- ✓ Memory back-up
- ✓ Tracking systems
- ✓ Automotive electronics
- ✓ Professional electronics ... etc.

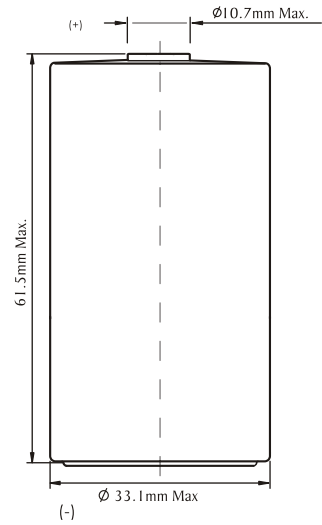
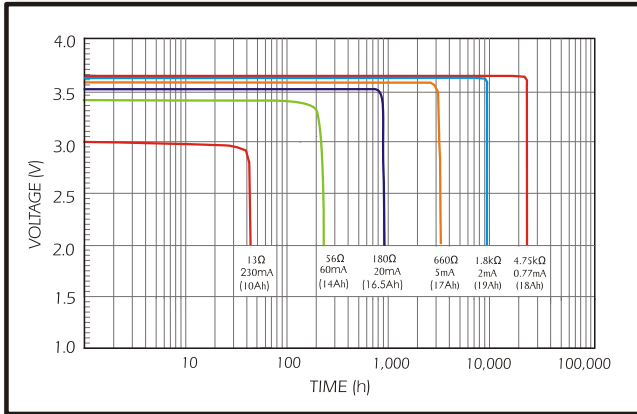
WARNING:

Fire, explosion and severe burn hazard. Do not recharge, crush, disassemble, heat above 100°C, incinerate, or expose contents to water.

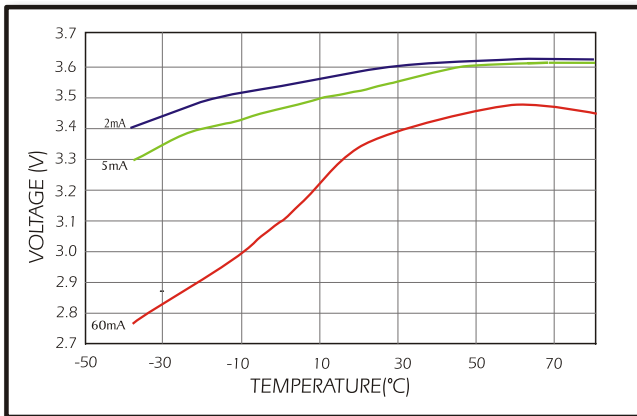
Note: Any representations in this data sheet concerning performance are for informational purpose only and are not construed as warranties, either expressed or implied, of future performance.

ER34615

1. DISCHARGE CHARACTERISTICS@+25°C



2. VOLTAGE VS. TEMPERATURE

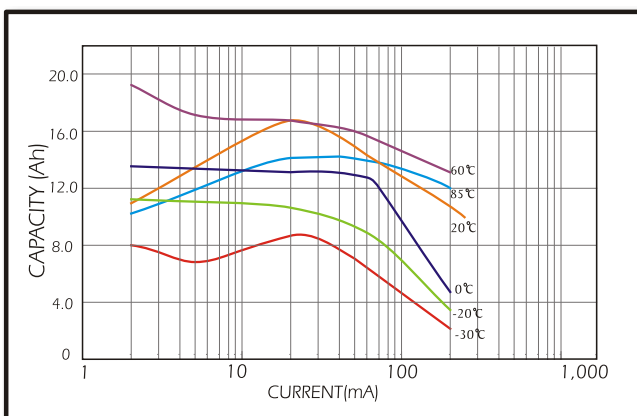


AVAILABLE TERMINATIONS

- Suffix-/S Standard
- Suffix-/T Solder Tabs
- Suffix-/W Flying Leads

[View available terminations](#)

3. CAPACITY VS. CURRENT



4. STORAGE CHARACTERISTICS

