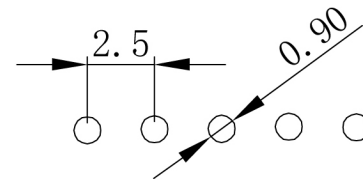
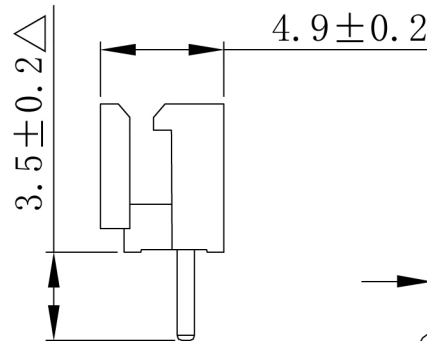
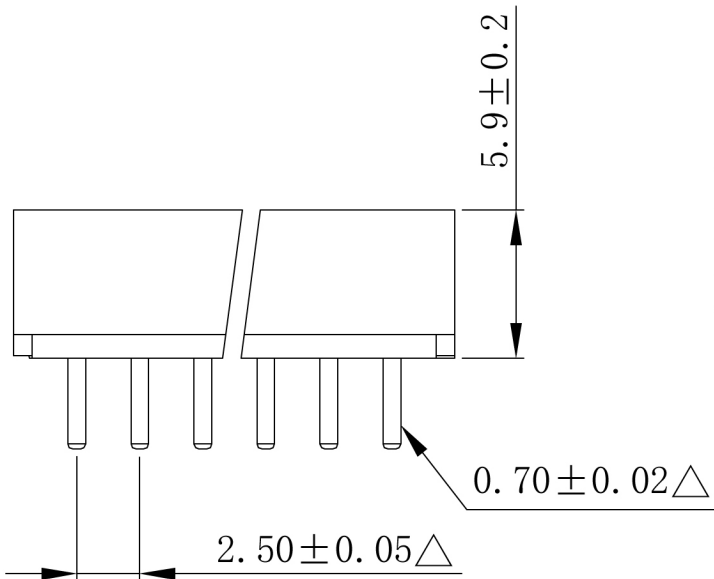


SPECIFICATIONS

Current rating : 3A AC, DC
 Voltage rating : 250V AC, DC
 Temperature range : $-25^{\circ}\text{C} \sim +85^{\circ}\text{C}$
 Contact resistance : $20\text{m} \Omega$ Max
 Insulation resistance : $1000\text{M} \Omega$ Min
 Withstanding voltage : 1000V AC/minute
 Pin Material : Brass
 Finished : Tin-plated
 Housing Material : Nylon-66, UL94 V-0
 Color : Beige



Circuits	Dimension mm		
	A	B	C
2PIN	2.50	7.50	6.20
3PIN	5.00	10.00	8.70
4PIN	7.50	12.50	11.20
5PIN	10.00	15.00	13.70
6PIN	12.50	17.50	16.20
7PIN	15.00	20.00	18.70
8PIN	17.50	22.50	21.20
9PIN	20.00	25.00	23.70
10PIN	22.50	27.50	26.20
11PIN	25.00	30.00	28.70
12PIN	27.50	32.50	31.20
13PIN	30.00	35.00	33.70
14PIN	32.50	37.50	36.20
15PIN	35.00	40.00	38.70
16PIN	37.50	42.50	41.20

DESCRIPTION (內容):
2.5mm PIN Wafer 180°
 (環保材料)

PART NO:
 (料號) **CB-W250-XX**

DWG NO(圖號):

DRAWN(製圖):
 王建平

CHECKED(確認):
 .0 ±0.20
 .00 ±0.15
 .000 ±0.10

APPROVAL(核准):

GENERAL TOLERANCE :
 (公差)

SCALE (比例):
 1:XX

REV:
A/3

UNIT:
mm

SIZE:
A4

SHEET:
1/1

REV

1

2

3

4

DESCRIPTION

Δ 此符號表示重點管控尺寸

增加PIN針中心到塑膠邊的尺寸

增加塑膠內徑的兩個尺寸

DATE

2007.08.03

2010.01.11

2012.06.20