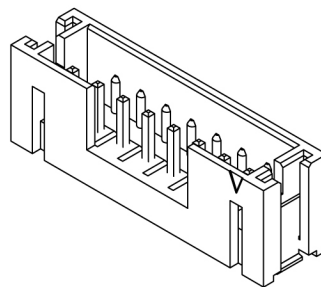
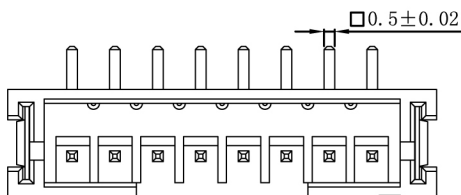
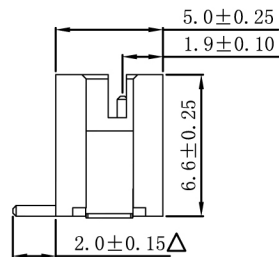
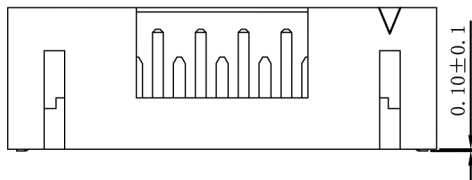


P.C.B LAYOUT

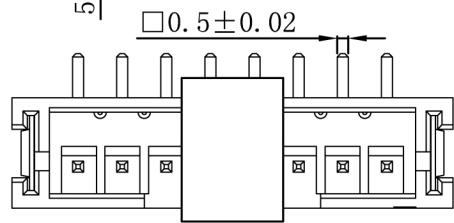
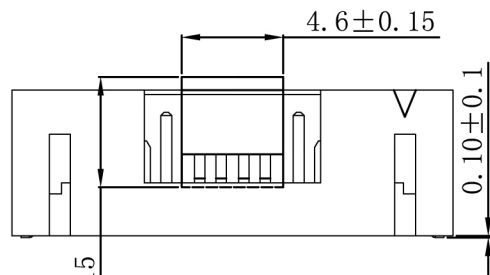
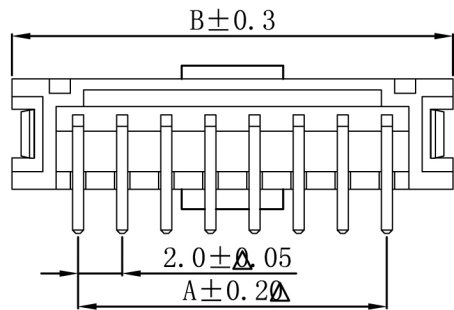


SPECIFICATIONS

Current rating : 2A AC, DC
 Voltage rating : 100V AC, DC
 Temperature range : -25°C ~ +85°C
 Contact resistance : 20mΩMax
 Insulation resistance : 1000MΩMin
 Withstanding voltage : 800 V AC/minute
 Finished : Tin - plated
 Housing Material : Nylon-6T, UL94 V-0
 Color : Nature (Beige)

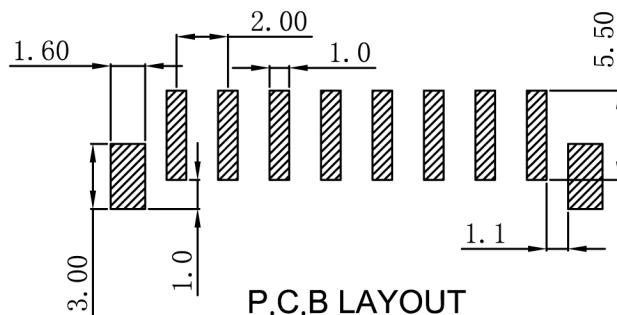
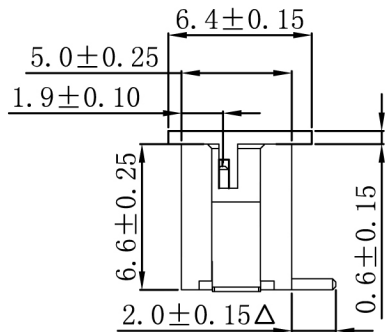
PARTS NO.	Circuits	Dimension mm	
		A(mm)	B(mm)
CCP-W20-02-SMT	2	2.0	8.0
CCP-W20-03-SMT	3	4.0	10.0
CCP-W20-04-SMT	4	6.0	12.0
CCP-W20-05-SMT	5	8.0	14.0
CCP-W20-06-SMT	6	10.0	16.0
CCP-W20-07-SMT	7	12.0	18.0
CCP-W20-08-SMT	8	14.0	20.0
CCP-W20-09-SMT	9	16.0	22.0
CCP-W20-10-SMT	10	18.0	24.0
CCP-W20-11-SMT	11	20.0	26.0
CCP-W20-12-SMT	12	22.0	28.0
CCP-W20-13-SMT	13	24.0	30.0
CCP-W20-14-SMT	14	26.0	32.0
CCP-W20-15-SMT	15	28.0	34.0
CCP-W20-16-SMT	16	30.0	36.0

DESCRIPTION(內容): 2.0mm Wafer 180° SMT □=0.50 (環保材料)	DRAWN(製圖): 楊兵	GENERAL TOLERANCE: (公差)	REV: A/2	REV	DESCRIPTION	DATE	
	CHECKED(確認): 鄧文廣	.0 ±0.20 .00 ±0.15 .000 ±0.10	UNIT: mm	1	△此符號表示重點管控尺寸	2008.05.23	
	PART NO: (料號) CCP-W20-XX-SMT	APPROVAL(核准): 師會營	SCALE(比例): 1:XX	SIZE: A4	2		
	DWG NO(圖號):			SHEET: X/X	3		
				4			



SPECIFICATIONS

Current rating : 2A AC, DC
 Voltage rating : 100V AC, DC
 Temperature range : -25°C ~ +85°C
 Contact resistance : 20mΩMax
 Insulation resistance : 1000MΩMin
 Withstanding voltage : 800 V AC/minute
 Finished : Tin - plated
 Housing Material : Nylon-6T, UL94 V-0
 Color : Nature (Beige)



PARTS NO.	Circuits	Dimension mm	
		A(mm)	B(mm)
CCP-W20-02-SMT-RC	2	2.0	8.0
CCP-W20-03-SMT-RC	3	4.0	10.0
CCP-W20-04-SMT-RC	4	6.0	12.0
CCP-W20-05-SMT-RC	5	8.0	14.0
CCP-W20-06-SMT-RC	6	10.0	16.0
CCP-W20-07-SMT-RC	7	12.0	18.0
CCP-W20-08-SMT-RC	8	14.0	20.0
CCP-W20-09-SMT-RC	9	16.0	22.0
CCP-W20-10-SMT-RC	10	18.0	24.0
CCP-W20-11-SMT-RC	11	20.0	26.0
CCP-W20-12-SMT-RC	12	22.0	28.0
CCP-W20-13-SMT-RC	13	24.0	30.0
CCP-W20-14-SMT-RC	14	26.0	32.0
CCP-W20-15-SMT-RC	15	28.0	34.0
CCP-W20-16-SMT-RC	16	30.0	36.0

DESCRIPTION(內容): 2.0mm Wafer 180° SMT □=0.50 REEL+CAP (環保材料)	DRAWN(製圖): 楊兵	GENERAL TOLERANCE: (公差)	REV: A/3	REV	DESCRIPTION	DATE	
	CHECKED(確認): 鄧文廣	.0 ±0.20 .00 ±0.15 .000 ±0.10	UNIT: mm	1			△此符號表示重點管控尺寸
	PART NO: (料號) CCP-W20-XX-SMT-RC	APPROVAL(核准): 師會營	SCALE(比例): 1:XX	SIZE: A4	2	圖面有修改	2008.09.23
	DWG NO(圖號):			SHEET: X/X	3		
				4			