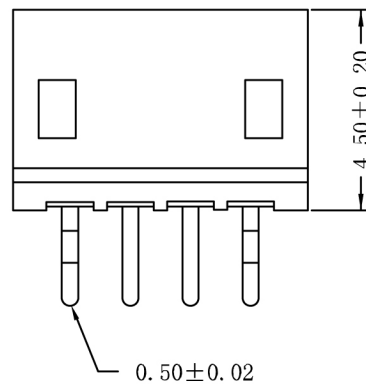


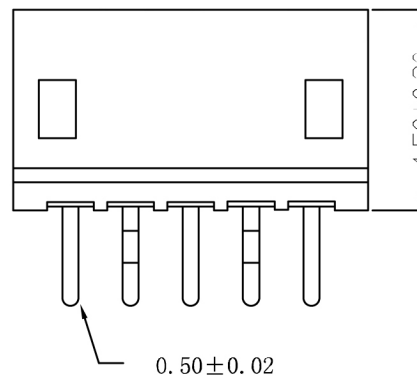
P.C.B Hole Layout

Specifications

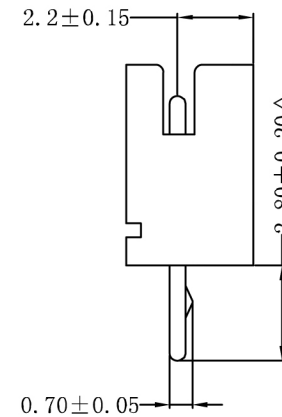
Current Rating	:1A AC, DC
Voltage rating	:100V AC, DC
Temperature range	: -25°C ~ +85°C
Contact resistance	:20mΩ Max
Insulation resistance	:500MΩ Min
Withstanding voltage	:500 VAC/minute
Finished	:Tin-plated
Housing Mateial	:Nylon-66, UL94V-0
Color	:GREY



4P(含4P)以下打K



5P(含5P)以上打K



Circuits	Dimensions	
	A (mm)	B (mm)
02P	1.50	4.50
03P	3.00	6.00
04P	4.50	7.50
05P	6.00	9.00
06P	7.50	10.5
07P	9.00	12.00
08P	10.5	13.50
09P	12.00	15.00
10P	13.50	16.50
11P	15.00	18.00
12P	16.50	19.50
13P	18.00	21.00

DESCRIPTION(內容): ZH 1.5mm Wafer 180° 圓PIN針打K (環保材料)	DRAWN(製圖): 周基華	GENERAL TOLERANCE: (公差)	REV: A/2	REV	DESCRIPTION	DATE
PART NO: (料號) CCZ-W150-XX	CHECKED(確認): 鄧文廣	.0 ±0.20 .00 ±0.15 .000 ±0.10	UNIT: mm	1	△此符號表示重點管控尺寸	2007.11.16
DWG NO(圖號):	APPROVAL(核准): 師會營	SCALE(比例): 1:XX	SIZE: A4	2		
			SHEET: 1/1	3		
				4		