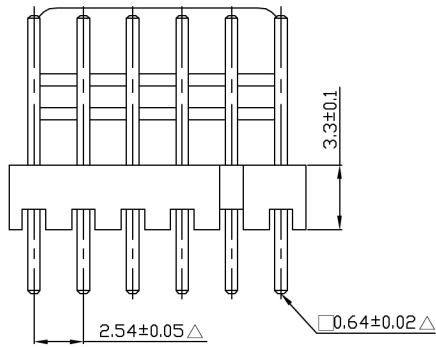


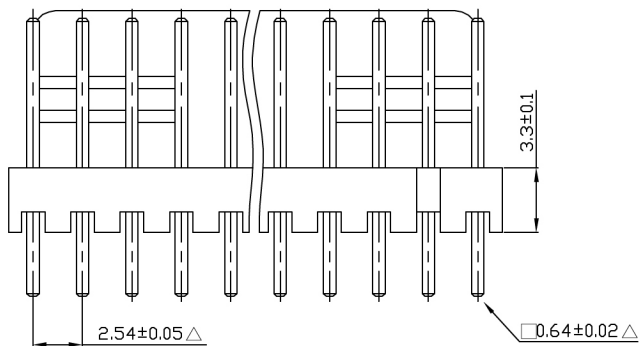
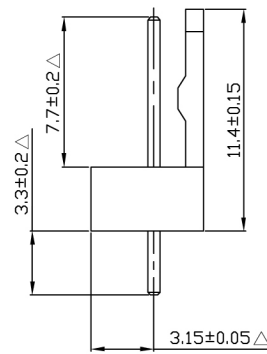
P.C.B Hole Layout

Specifications

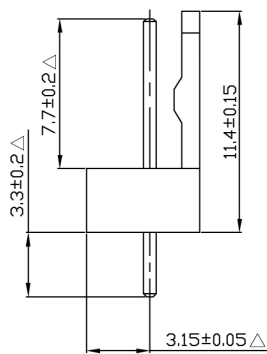
Current Rating : 4A AC, DC
 Voltage rating : 250V AC, DC
 Temperature range : -25°C ~ +85°C
 Contact resistance : 10m Ω Max
 Insulation resistance : 1000M Ω Min
 Withstanding voltage : 1000 VAC/minute
 Finished : Tin-plated
 Housing Material : Nylon-66, UL94 V-2
 Color : Beige



8PIN(含8PIN) 以下



9PIN(含9PIN) 以上



Circuits	Part No.	Dimension mm	
		A	B
02	CD-W254-02	2.54	5.08
03	CD-W254-03	5.08	7.62
04	CD-W254-04	7.62	10.16
05	CD-W254-05	10.16	12.70
06	CD-W254-06	12.70	15.24
07	CD-W254-07	15.24	17.78
08	CD-W254-08	17.78	20.32
09	CD-W254-09	20.32	22.86
10	CD-W254-10	22.86	25.40
11	CD-W254-11	25.40	27.94
12	CD-W254-12	27.94	30.48
13	CD-W254-13	30.48	33.02
14	CD-W254-14	33.02	35.56
15	CD-W254-15	35.56	38.10
16	CD-W254-16	38.10	40.64
17	CD-W254-17	40.64	43.18
18	CD-W254-18	43.18	45.72
19	CD-W254-19	45.72	48.26
20	CD-W254-20	48.26	50.80

PART NO: (料 號) CD-W254-XX	DESCRIPTION (內容): MX 2.54mm Wafer 180° □=0.64 塑膠為米黃色 (環保材料)	DRAWN(製圖): 王建平	GENERAL TOLERANCE : (公差)	REV: A/8	REV	DESCRIPTION	DATE
	CHECKED(確認):		.X .XXXX .XX .X° .XXX .XX°	UNIT: mm	1	△此符號表示重點管控尺寸	2007.03.10
	APPROVAL(核准):		SCALE (比例): 1:XX	SIZE: A4	2	(1B.3D) 塑膠高度和寬度尺寸公差尺寸公差增大0.05	2007.08.17
	DWG NO(圖號):			SHEET: 1/1	3	塑膠只能做16PIN	2010.04.14
					4	增加PIN數到20PIN	2012.02.08